

Facelift Evolve

HEALTHCARE MOTION

Effective: August 1, 2022

T R I N I T Y

Date:

Page:

Modification:

Description:





DESCRIPTION:

- Upholstery Frames: Steel, Plywood & Hardwood
- Seat: High Density Polyurethane Foam Over Strap Webbing
- Back: High Density Polyurethane Foam Over Sinuous Wire Springs
- Upholstered Covers: Attached w/ Velcro / Removable For Maintenance
- Exposed Wood Legs: Solid Hardwood / Removable For Maintenance
- Antimicrobial Moisture Barrier Fully Encapsulates All Foam Areas
- Leather Upholstery Not Available
- Lifetime Warranty

OPTIONS:

- Closed Arm Panels (See 1800-PL / 1800-PR Item #'s - Facelift Guest)
- Specify Exposed Wood Finish (See Page 6)

NOTE: All Seating Configurations Are Viewed From Left To Right Facing. Please Attach A Layout Showing Seating Configuration w/ Your Order. Assembled Units Must Be Shipped In Configurations Of 3 Or Less.

PATIENT	ITEM #:	SPECIFICATIONS GRADES LIST PRICES:													
		Overall: 23.75"w 24"d 38"h		Arm: 29.5"h		COM: 1.75 yds.									
		Seat: 20.25"w 19"d 24"h		Weight: 40 lbs.		COL: n/a									
		COM	COL	1	2	3	4	5	6	7	8	9	10	L1	L2
	1820-H	1238	N/A	1253	1294	1335	1376	1417	1459	1500	1541	1582	1624	N/A	N/A
		<i>Tight Seat & Back / Removable Upholstery</i>													
	1820-R	131	N/A	206	247	288	330	371	412	453	495	536	577	N/A	N/A
		<i>Replacement Upholstery Covers</i>													
		Overall: 23.75"w 24"d 38"h		Arm: 29.5"h		COM: 1.75 yds.									
		Seat: 20.25"w 19"d 24"h		Weight: 40 lbs.		COL: n/a									
		COM	COL	1	2	3	4	5	6	7	8	9	10	L1	L2
	1822-H	1272	N/A	1286	1327	1368	1409	1450	1492	1533	1574	1615	1657	N/A	N/A
		<i>Tight Seat & Back / Removable Upholstery</i>													
	1820-R	131	N/A	206	247	288	330	371	412	453	495	536	577	N/A	N/A
		<i>Replacement Upholstery Covers</i>													
		Overall: 23.5"w 28.75"d 45"h		Arm: 25"h		COM: 2.25 yds.									
		Seat: 20"w 19"d 18.5"h		Weight: 40 lbs.		COL: n/a									
		COM	COL	1	2	3	4	5	6	7	8	9	10	L1	L2
	1824-RK	1351	N/A	1387	1442	1497	1552	1607	1662	1717	1772	1827	1882	N/A	N/A
		<i>Tight Seat & Back / Removable Upholstery</i>													
	1824-R	135	N/A	237	292	347	402	457	512	567	622	677	732	N/A	N/A
		<i>Replacement Upholstery Covers</i>													
		<i>See Available Footstools Next Page</i>													
		Overall: 23.5"w 28.75"d 45"h		Arm: 25"h		COM: 2.25 yds.									
		Seat: 20"w 19"d 18.5"h		Weight: 40 lbs.		COL: n/a									
		COM	COL	1	2	3	4	5	6	7	8	9	10	L1	L2
	1825-RK	1369	N/A	1404	1459	1514	1569	1624	1679	1734	1789	1844	1899	N/A	N/A
		<i>Tight Seat & Back / Removable Upholstery</i>													
	1824-R	135	N/A	237	292	347	402	457	512	567	622	677	732	N/A	N/A
		<i>Replacement Upholstery Covers</i>													
		<i>See Available Footstools Next Page</i>													




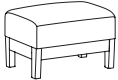
DESCRIPTION:

- Upholstery Frames: Steel, Plywood & Hardwood
- Seat: High Density Polyurethane Foam Over Strap Webbing
- Back: High Density Polyurethane Foam Over Sinuous Wire Springs
- Upholstered Covers: Attached w/ Velcro / Removable For Maintenance
- Exposed Wood Legs: Solid Hardwood / Removable For Maintenance
- Antimicrobial Moisture Barrier Fully Encapsulates All Foam Areas
- Leather Upholstery Not Available
- Lifetime Warranty

OPTIONS:

- Closed Arm Panels (See 1800-PL / 1800-PR Item #'s - Facelift Guest)
- Specify Exposed Wood Finish (See Page 6)

NOTE: All Seating Configurations Are Viewed From Left To Right Facing. Please Attach A Layout Showing Seating Configuration w/ Your Order. Assembled Units Must Be Shipped In Configurations Of 3 Or Less.

PATIENT CHAIR / FOOTSTOOL		ITEM #:	SPECIFICATIONS GRADES LIST PRICES:													
			Overall: 23.5"w 26"d 45"h			Arm: 25"h			COM: 2.25 yds.							
			Seat: 20"w 19"d 18.5"h			Weight: 50 lbs.			COL: n/a							
			COM	COL	1	2	3	4	5	6	7	8	9	10	L1	L2
		1824	1316	N/A	1341	1389	1437	1475	1533	1581	1629	1677	1726	1774	N/A	N/A
			<i>Tight Seat & Back / Removable Upholstery</i>													
		1824-R	135	N/A	237	292	347	402	457	512	567	622	677	732	N/A	N/A
			<i>Replacement Upholstery Covers</i>													
Headrest/Lumbar			70	N/A	93	106	121	135	148	162	175	190	203	217	N/A	N/A
			<i>COM: .75 yds.</i>													
See Available Footstools Below																
			Overall: 23.5"w 26"d 45"h			Arm: 25"h			COM: 2.25 yds.							
			Seat: 20"w 19"d 18.5"h			Weight: 50 lbs.			COL: n/a							
			COM	COL	1	2	3	4	5	6	7	8	9	10	L1	L2
		1825	1322	N/A	1360	1415	1470	1525	1580	1635	1690	1745	1800	1855	N/A	N/A
			<i>Tight Seat & Back / Removable Upholstery</i>													
		1824-R	135	N/A	237	292	347	402	457	512	567	622	677	732	N/A	N/A
			<i>Replacement Upholstery Covers</i>													
Headrest/Lumbar			70	N/A	93	106	121	135	148	162	175	190	203	217	N/A	N/A
			<i>COM: .75 yds.</i>													
See Available Footstools Below																
			Overall: 18"w 15"d 12"h			Arm: n/a			COM: 1.25 yds.							
			Seat: n/a			Weight: 27 lbs.			COL: n/a							
			COM	COL	1	2	3	4	5	6	7	8	9	10	L1	L2
		1834	360	N/A	395	422	450	477	505	532	560	587	615	642	N/A	N/A
			<i>Tight Top / Removable Upholstery</i>													
		1834-R	75	N/A	126	153	181	208	236	263	291	318	346	373	N/A	N/A
			<i>Replacement Upholstery Cover</i>													
			Overall: 18"w 15"d 12"h			Arm: n/a			COM: 1.25 yds.							
			Seat: n/a			Weight: 27 lbs.			COL: n/a							
			COM	COL	1	2	3	4	5	6	7	8	9	10	L1	L2
		1835	383	N/A	417	444	472	499	527	554	582	609	637	664	N/A	N/A
			<i>Tight Top / Removable Upholstery</i>													
		1835-R	75	N/A	126	153	181	208	236	263	291	318	346	373	N/A	N/A
			<i>Replacement Upholstery Cover</i>													

DESCRIPTION:

- Upholstery Frames: Steel, Plywood & Hardwood
- Seat: High Density Polyurethane Foam Over Sheet Webbing
- Back: High Density Polyurethane Foam Over Polypropylene Webbing
- Upholstered Covers: Attached w/ Velcro / Removable For Maintenance
- Removable Bolster Pillow For 1845 / 1846 (5" Diameter)
- Antimicrobial Moisture Barrier Fully Encapsulates All Foam Areas
- Double Needle Stitching Standard
- Metal To Metal Connections For All Hardware Assembly
- Leather Upholstery Not Available
- Lifetime Warranty


OPTIONS:

- EWAC-1 Solid Wood Arm Caps (Set Of 2)\$219
 - EUAC-1 Black Urethane Arm Caps (Set Of 2).....\$231
 - EPAC-2 Black Polyester Arm Caps (Set Of 2).....\$382
 - ILC In-Line Casters (Set Of 2).....\$57
 - LC Locking Casters (Set Of 2).....\$31
 - NLC Non-Locking Casters (Set Of 2).....\$26
 - 3LC 3" Locking Casters - #1847 Model Only (Set Of 2).....\$208
 - PM1 Power/Data Module (1-Power / 1-USB 2 Port Simplex Charger)\$836
- Feather Down & Polyester Pillows Available (See Page 5)
Specify Exposed Wood Finish (See Page 6)
Tablet Arm / Cup Holder Options (See Facelift Evolve Healthcare Options Pages)

SLEEPOVER UNITS

ITEM #: SPECIFICATIONS | GRADES | LIST PRICES:

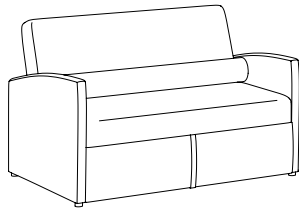
LOUNGE CHAIR / FULLY UPHOLSTERED



Healthcare Motion

		Overall: 33.5"w 34.5"d 33"h		Overall Length: 84"d		Arm: 24"h		COM: 6.5 yds.					
		Sleep Area: 28"w 80"d		Seat: 28"w 23"d 17.5"h		Weight: 175 lbs.		COL: n/a					
COM	COL	1	2	3	4	5	6	7	8	9	10	L1	L2
1845	N/A	4579	4751	4923	5095	5266	5438	5610	5782	5954	6125	N/A	N/A
<i>Tight Seat & Back / Removable Upholstery / 500 lbs. Weight Capacity</i>													
1845-R	N/A	611	782	954	1126	1298	1470	1641	1813	1985	2157	N/A	N/A
<i>Replacement Upholstery Covers</i>													

TWO PLACE SOFA / FULLY UPHOLSTERED



Healthcare Motion

		Overall: 53"w 34.5"d 33"h		Overall Length: 84"d		Arm: 24"h		COM: 9 yds.					
		Sleep Area: 48"w 80"d		Seat: 48"w 23"d 17.5"h		Weight: 220 lbs.		COL: n/a					
COM	COL	1	2	3	4	5	6	7	8	9	10	L1	L2
1846	N/A	5885	6125	6366	6606	6847	7087	7328	7568	7809	8049	N/A	N/A
<i>Tight Seat & Back / Removable Upholstery / 500 lbs. Weight Capacity</i>													
1846-R	N/A	799	1040	1280	1521	1761	2002	2242	2483	2723	2964	N/A	N/A
<i>Replacement Upholstery Covers</i>													


FOUR POSITION ADJUSTMENT FOR 1845 / 1846

See **Replay Healthcare Motion And Revival Healthcare Motion (Page 242)** For Additional Sleepover Units.



1) Closed Position 2) Ottoman Position 3) Chaise Position 4) Full-Recline Position
Overall Length - 84"d

BACK-FLIP SLEEPER SOFA



		Overall: 76"w 36"d 36"h		Arm: 24.5"h		COM: 12.25 yds.							
		Sleep Area: 70"w 31"d 20"h		Weight: 235 lbs.		COL: n/a							
COM	COL	1	2	3	4	5	6	7	8	9	10	L1	L2
1847	N/A	4539	4869	5199	5529	5859	6189	6518	6848	7178	7508	N/A	N/A
<i>Tight Seat & Back / Removable Upholstery / 1000 lbs. Weight Capacity</i>													
1847-R	N/A	1691	2021	2351	2681	3010	3340	3670	4000	4330	4660	N/A	N/A
<i>Replacement Upholstery Covers</i>													

DESCRIPTION:

- Upholstery Frames: Steel, Plywood & Hardwood
- Seat: High Density Polyurethane Foam Over Sheet Webbing
- Back: High Density Polyurethane Foam Over Polypropylene Webbing
- Upholstered Covers: Attached w/ Velcro / Removable For Maintenance
- Antimicrobial Moisture Barrier Fully Encapsulates All Foam Areas
- Double Needle Stitching Standard
- Exposed Wood Legs: Solid Hardwood / Removable For Maintenance
- Leather Upholstery Not Available
- Lifetime Warranty

OPTIONS:

- EWAC-1 Solid Wood Arm Caps (Set Of 2)\$219
- EUAC-1 Black Urethane Arm Caps (Set Of 2).....\$231
- EPAC-2 Black Polyester Arm Caps (Set Of 2).....\$382
- ARL Brushed Aluminum Round Legs (Set Of 4).....\$353
- WR Wood Ring Base - Replaces Metal Base On 1854-G/1854-SG\$224
- PM1 Power/Data Module (1-Power / 1-USB 2 Port Simplex Charger)\$836


Feather Down & Polyester Pillows Available (See Page 5)
 Specify Exposed Wood Finish (See Page 6)
 Tablet Arm / Cup Holder Options (See Facelift Evolve Healthcare Options Pages)

PATIENT CHAIR / GLIDER

ITEM #:

SPECIFICATIONS | GRADES | LIST PRICES:

ASYNCHRONOUS PATIENT CHAIR / FULLY UPHOLSTERED

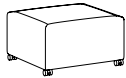


Healthcare Motion

Overall: 25"w 33.5"d 39.25"h **Arm:** 24.25"h **COM:** 4.25 yds.
Seat: 21"w 20"d 18.75"h **Weight:** 63 lbs. **COL:** n/a

COM	COL	1	2	3	4	5	6	7	8	9	10	L1	L2
1852	N/A	1715	1842	1969	2097	2224	2351	2478	2606	2733	2860	N/A	N/A
<i>Tight Seat & Back / Removable Upholstery</i>													
1852-R	N/A	420	529	639	749	859	969	1079	1189	1299	1409	N/A	N/A
<i>Replacement Upholstery Covers</i>													

OTTOMAN ON CASTERS / STOWS UNDER ALL PATIENT CHAIRS




Healthcare Motion

Overall: 18"w 18"d 11"h **Arm:** n/a **COM:** 1 yd.
Seat: n/a **Weight:** 25 lbs. **COL:** n/a

COM	COL	1	2	3	4	5	6	7	8	9	10	L1	L2
1809	N/A	389	410	430	451	472	492	513	534	554	575	N/A	N/A
<i>Removable Upholstery</i>													
1809-R	N/A	118	139	159	180	201	221	242	262	283	304	N/A	N/A
<i>Replacement Upholstery Covers</i>													

LOUNGE GLIDER / FULLY UPHOLSTERED



Healthcare Motion

Overall: 27"w 32"d 35"h **Arm:** 24"h **COM:** 4.5 yds.
Seat: 21"w 20"d 18"h **Weight:** 115 lbs. **COL:** n/a

COM	COL	1	2	3	4	5	6	7	8	9	10	L1	L2
1854-G	N/A	1955	2072	2189	2305	2422	2539	2656	2773	2890	3006	N/A	N/A
<i>Circular Metal Base / Tight Seat & Back / Removable Upholstery</i>													
1854-SG	N/A	2070	2187	2304	2421	2538	2655	2771	2888	3005	3122	N/A	N/A
<i>Swivel Glider w/ Circular Metal Base / Tight Seat & Back / Removable Upholstery</i>													
1854-R	N/A	440	557	674	791	908	1025	1141	1258	1375	1492	N/A	N/A
<i>Replacement Upholstery Covers</i>													

See Replay Healthcare Motion And Revival Healthcare Motion For Additional Patient Chairs & Gliders.






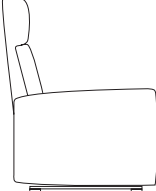








DESCRIPTION:

- Upholstery Frames: Steel, Plywood & Hardwood
- Seat: High Density Polyurethane Foam Over Sheet Webbing
- Back: High Density Polyurethane Foam Over Sinuous Wire Springs
- Upholstered Covers: Attached w/ Velcro / Removable For Maintenance
- Antimicrobial Moisture Barrier Fully Encapsulates All Foam Areas
- Double Needle Stitching Standard (Wetling Optional - No Charge)
- Dual-Wheel Casters: (2) Front Locking/Swivel & (2) Rear Non-Locking/Non-Swivel (1865)
- (2) Drop Down Side Trays Mounted To Black Metal Tubing (1865)
- Leather Upholstery Not Available
- Lifetime Warranty

OPTIONS:

(See Facelift Evolve Healthcare Options Pages)

Feather Down & Polyester Pillows Available (See Page 5)

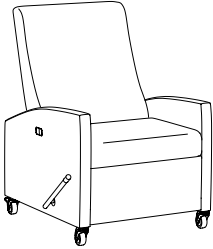

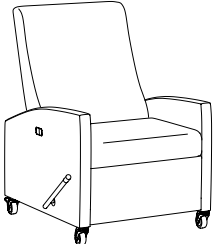
WALLSAVER / INFUSION RECLINER		ITEM #:	SPECIFICATIONS GRADES LIST PRICES:														
	WALLSAVER RECLINER / FULLY UPHOLSTERED		Overall: 27"w 34"d 41.5"h			Arm: 23"h			COM: 4.75 yds.								
			Seat: 21"w 21.5"d 18"h			Weight: 110 lbs.			COL: n/a								
			COM	COL	1	2	3	4	5	6	7	8	9	10	L1	L2	
	1855		N/A	2150	2293	2436	2579	2722	2865	3009	3152	3295	3438	N/A	N/A		
			<i>Tight Seat & Back / Removable Upholstery / 6" Wall Proximity / 350 lb. Weight Capacity</i>														
	1855-R		253	N/A	487	610	734	858	981	1105	1229	1352	1476	1600	N/A	N/A	
			<i>Replacement Upholstery Covers</i>														
			 Healthcare Motion														
	BARIATRIC WALLSAVER RECLINER / FULLY UPHOLSTERED		Overall: 32"w 34"d 41.5"h			Arm: 23"h			COM: 5.25 yds.								
			Seat: 26"w 21.5"d 18"h			Weight: 120 lbs.			COL: n/a								
			COM	COL	1	2	3	4	5	6	7	8	9	10	L1	L2	
	1855-X		N/A	2239	2398	2557	2716	2875	3034	3193	3352	3511	3670	N/A	N/A		
			<i>Tight Seat & Back / Removable Upholstery / 6" Wall Proximity / 500 lb. Weight Capacity</i>														
	1855-XR		259	N/A	520	657	794	932	1069	1207	1344	1482	1619	1757	N/A	N/A	
			<i>Replacement Upholstery Covers</i>														
			 Healthcare Motion														
			 See <i>Replay Healthcare Motion And Revival Healthcare Motion For Additional Wallsaver Recliners.</i>														
																	
						Upright Position 34"D			Extended Footrest Position 54.5"D			Full Recline Position 65.5"D					
	INFUSION WALLSAVER RECLINER / FULLY UPHOLSTERED		Overall: 26.25"w 34"d 46"h			Arm: 27"h			COM: 5 yds.								
			Seat: 21"w 20.5"d 19"h			Weight: 130 lbs.			COL: n/a								
			COM	COL	1	2	3	4	5	6	7	8	9	10	L1	L2	
	1865		N/A	2991	3136	3282	3427	3573	3718	3864	4009	4155	4300	N/A	N/A		
			<i>Tight Seat & Back / Removable Upholstery / 350 lb. Weight Capacity</i>														
	1865-R		281	N/A	568	719	871	1022	1173	1324	1475	1626	1778	1929	N/A	N/A	
			<i>Replacement Upholstery Covers</i>														
			*NOTE: ELECTRIC OPTION NOT AVAILABLE ON INFUSION RECLINERS IN COMBINATION WITH CASTERS.														
			 Healthcare Motion														
			 See <i>Replay & Revival Healthcare Motion For Additional Infusion Wallsaver Recliners.</i>														
																	
						Upright Position 32"D			Extended Footrest Position 52"D			Full Recline Position 64.5"D					

DESCRIPTION:


- Upholstery Frames: Steel, Plywood & Hardwood
- Seat: High Density Polyurethane Foam Over Sheet Webbing
- Back: High Density Polyurethane Foam Over Sinuous Wire Springs
- Upholstered Covers: Attached w/ Velcro / Removable For Maintenance
- Antimicrobial Moisture Barrier Fully Encapsulates All Foam Areas
- Double Needle Stitching Standard (Welting Optional - No Charge)
- Rotational & Directional Locking Casters (Rear)
- Leather Upholstery Not Available
- Lifetime Warranty

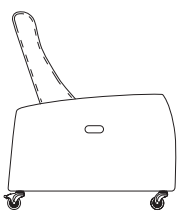
OPTIONS:

Layflat Medical Recliner Options (See Facelift Evolve Healthcare Options Pages)
 Feather Down & Polyester Pillows Available (See Page 5)

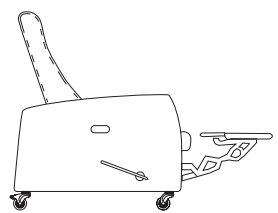
LAYFLAT MEDICAL RECLINER		ITEM #:	SPECIFICATIONS GRADES LIST PRICES:													
		LAYFLAT / TRENDELENBURG RECLINER 1857-L 1857-T 1857-R	Overall: 30"w 38.5"d 45"h Seat: 24"w 20"d 20"h			Arm: 28"h Weight: 175 lbs.			COM: 5.5 yds. COL: n/a							
			COM	COL	1	2	3	4	5	6	7	8	9	10	L1	L2
			3482	N/A	3626	3794	3961	4128	4295	4462	4629	4796	4963	5130	N/A	N/A
			<i>Layflat / Tight Seat & Back / Removable Upholstery / 500 lb. Weight Capacity</i>													
<i>Trendelenburg / Tight Seat & Back / Removable Upholstery / 500 lb. Weight Capacity</i>																
<i>Replacement Upholstery Covers</i>																
		BARIATRIC LAYFLAT / TRENDELENBURG RECLINER 1857-XL 1857-XT 1857-XR	Overall: 35"w 38.5"d 45"h Seat: 29"w 20"d 20"h			Arm: 28"h Weight: 200 lbs.			COM: 6 yds. COL: n/a							
			COM	COL	1	2	3	4	5	6	7	8	9	10	L1	L2
			3603	N/A	3773	3956	4139	4322	4505	4688	4870	5053	5236	5419	N/A	N/A
			<i>Bariatric Layflat / Tight Seat & Back / Removable Upholstery / 600 lb. Weight Capacity</i>													
<i>Bariatric Trendelenburg / Tight Seat & Back / Removable Upholstery / 600 lb. Weight Capacity</i>																
<i>Replacement Upholstery Covers</i>																
		LAYFLAT GLIDER / RECLINER 1857-LG 1857-LGR	Overall: 28"w 38.5"d 45"h Seat: 23"w 20"d 19"h			Arm: 27"h Weight: 175 lbs.			COM: 5.5 yds. COL: n/a							
			COM	COL	1	2	3	4	5	6	7	8	9	10	L1	L2
			4007	N/A	4155	4338	4521	4703	4886	5069	5252	5435	5618	5801	N/A	N/A
			<i>Layflat Glider / Tight Seat & Back / Removable Upholstery / 500 lb. Weight Capacity</i>													
<i>Replacement Upholstery Covers</i>																



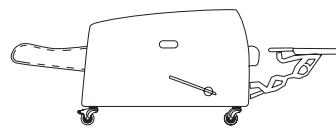
 See **Replay Healthcare Motion And Revival Healthcare Motion For Additional Layflat Medical Recliners.**



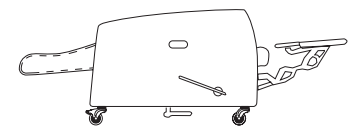
Upright Position
38.5"D



Extended Footrest Position
57.5"D











Layflat Position
73.75"D



Trendelenburg Position
74.75"D

ARM CAPS / TABLET ARMS	OPTION #:	SPECIFICATIONS LIST PRICES AVAILABILITY:
<p>SOLID WOOD / URETHANE / POLYESTER ARM CAPS (Upholstered Arm Chairs)</p>   	<p>Overall: 2.75"w 29"d 1.125"h</p> <p>EWAC-1 \$219 (Set Of 2) WOOD (1845 / 1846 Sleepover Lounge) - Specify Finish (1852 Asynchronous Patient Chair) - Specify Finish (1854-G Lounge Glider / 1854-SG Lounge Swivel Glider) - Specify Finish (1855 Wallsaver Recliner / 1855-X Bariatric Wallsaver Recliner) - Specify Finish (1857-L & 1857-T Medical Recliners / 1857-XL & 1857-XT Bariatric Medical Recliners) - Specify Finish</p> <p>EUAC-1 \$231 (Set Of 2) URETHANE (1845 / 1846 Sleepover Lounge) (1852 Asynchronous Patient Chair) (1854-G Lounge Glider / 1854-SG Lounge Swivel Glider) (1855 Wallsaver Recliner / 1855-X Bariatric Wallsaver Recliner) (1857-L & 1857-T Medical Recliners / 1857-XL & 1857-XT Bariatric Medical Recliners)</p> <p>EPAC-2 \$382 (Set Of 2) POLYESTER (1845 / 1846 Sleepover Lounge) (1852 Asynchronous Patient Chair) (1854-G Lounge Glider / 1854-SG Lounge Swivel Glider) (1855 Wallsaver Recliner / 1855-X Bariatric Wallsaver Recliner) (1857-L & 1857-T Medical Recliners / 1857-XL & 1857-XT Bariatric Medical Recliners)</p> <p><i>Black Polyester Arm Cap (Additional Colors Available)</i></p>	
<p>TABLET ARMS / CUP HOLDER</p>  <p>Laminate Tablet Arm Shown w/ Cup Holder</p>  <p>Veneer Tablet Arm Shown w/ Cup Holder</p>  <p>Solid Surface Tablet Arm Shown w/ Cup Holder</p>	<p>Overall: 14" Diameter .75"h</p> <p>TA-L \$440 <i>Tablet Arm With 360° Rotation - High Pressure Laminate. (Specify Laminate / Specify Left Or Right Facing Arm Location)</i></p> <p>TA-V \$503 <i>Tablet Arm With 360° Rotation - Sunburst Cherry Veneer. (Specify Finish / Specify Left Or Right Facing Arm Location)</i></p> <p>TA-C \$654 <i>Tablet Arm With 360° Rotation - White Solid Surface. (Available In White Only / Specify Left Or Right Facing Arm Location)</i></p> <p>CH-1 \$105 <i>Black Plastic Cup Holder (Only Available If Used With Tablet Arm)</i></p> <p>CH-2 \$157 <i>Spun Aluminum Cup Holder (Only Available If Used With Tablet Arm)</i></p> <p>Available: <i>Facelift Evolve Healthcare Collection</i></p>	
<p>FOLD DOWN TABLET ARM</p>  	<p>Overall: 14" Diameter .75"h</p> <p>FDTA-L \$1056 <i>Tablet Arm With 360° Rotation - High Pressure Laminate. (Specify Laminate / Specify Left Or Right Facing Arm Location)</i></p> <p>FDTA-V \$1108 <i>Tablet Arm With 360° Rotation - Sunburst Cherry Veneer. (Specify Finish / Specify Left Or Right Facing Arm Location)</i></p> <p>FDTA-C \$1259 <i>Tablet Arm With 360° Rotation - White Solid Surface. (Available In White Only / Specify Left Or Right Facing Arm Location)</i></p> <p>Available: <i>Facelift Evolve Healthcare Collection</i></p>	

TABLET ARMS / POWER / CASTERS	OPTION #:	SPECIFICATIONS LIST PRICES AVAILABILITY:
<p>DOUBLE ARTICULATING / SWIVEL TABLET ARM</p>  <p>ATA-L Double Articulating / Swivel Tablet Arm</p>  <p>ATA-L w/ CH-1 Black Plastic Cup Holder</p>	<p>Overall: 14" Diameter .75"h</p> <hr/> <p>ATA-L \$865 <i>Tablet Arm With 360° Rotation - High Pressure Laminate. (Specify Laminate / Specify Left Or Right Facing Arm Location)</i></p> <p>ATA-V \$904 <i>Tablet Arm With 360° Rotation - Sunburst Cherry Veneer. (Specify Finish / Specify Left Or Right Facing Arm Location)</i></p> <p>ATA-C \$1089 <i>Tablet Arm With 360° Rotation - White Solid Surface. (Available In White Only / Specify Left Or Right Facing Arm Location)</i></p> <p>CH-1 \$105 <i>Black Plastic Cup Holder (Only Available If Used With Tablet Arm)</i></p> <p>CH-2 \$157 <i>Spun Aluminum Cup Holder (Only Available If Used With Tablet Arm)</i></p> <p>Available: <i>Facelift Evolve Healthcare Collection</i></p>	
<p>POWER / DATA MODULE</p> 	<p>Overall: 5.25"w 1.25"d 4.25"h</p> <hr/> <p>PM1 \$836 (1-Power / 1-USB 2 Port Simplex Charger Standard) <i>Vertical / Horizontal Mount Power Module. Price Varies By Socket. Contact Customer Service For Quote. (Additional Colors Available)</i></p> <p>Available: <i>Facelift Evolve Sleepover Lounge (1844-1845 Models)</i></p>	
<p>IN-LINE CASTERS</p> 	<p>Overall: 2.75" Diameter 1.75"h</p> <hr/> <p>ILC \$57 (Set Of Two) <i>Single Direction In-Line Caster (Non-Locking / Specify Wood Finish / Specify Location)</i></p> <p>Available: <i>Facelift Evolve Sleepover Lounge (1844-1845 Models)</i></p>	
<p>LOCKING / NON-LOCKING CASTERS</p>  <p>Locking Casters</p>  <p>Non-Locking Casters</p>	<p>Overall: 1.875"w 2.25"d 1.5"h (Locking) / 1.875"w 1.625"d 1.5"h (Non-Locking)</p> <hr/> <p>LC \$31 (Set Of Two) <i>Locking Casters (Black Finish / Specify Location)</i></p> <p>NLC \$26 (Set Of Two) <i>Non-Locking Casters (Black Finish / Specify Location)</i></p> <p>Available: <i>Facelift Evolve Sleepover Lounge (1844-1845 Models)</i></p>	

CASTERS / BRAKE / LEGS / ELECTRIC / FOLD DOWN ARM	OPTION #:	SPECIFICATIONS LIST PRICES AVAILABILITY:
<p>MEDICAL LOCKING / NON-LOCKING CASTERS</p>  <p>Locking Casters</p>  <p>Non-Locking Casters</p>	<p>MLC</p> <p>MNLC</p>	<p>Overall: 2.25"w 5"d 5.25"h (Locking) / 2"w 3.75"d 5.25"h (Non-Locking)</p> <hr/> <p>\$179 (Set Of Two) <i>Locking Casters - Motion & Direction (Gray Finish / Specify Location)</i></p> <p>\$205 (Set Of Two) <i>Non-Locking Casters - Single Direction (Gray Finish / Specify Location)</i></p> <p>Available: <i>Facelift Evolve Medical Recliners</i></p>
<p>CENTRAL BRAKING</p> 	<p>CB-1</p>	<p>Overall: 7.5"w 2"d .5"h</p> <hr/> <p>\$405 (Set Of 1) <i>(White Plastic Brake w/ Lock & Unlock Pedals)</i></p> <p>Available: <i>Facelift Evolve Wallsaver & Infusion Wallsaver Recliners</i></p>
<p>BRUSHED ALUMINUM ROUND LEGS</p> 	<p>ARL</p>	<p>Overall: 2" Diameter 5"h</p> <hr/> <p>\$353 (Set Of 4) <i>(Brushed Aluminum Finish)</i></p> <p>Available: <i>Facelift Evolve Asynchronous Patient Chair (1852 Model)</i></p>
<p>ELECTRIC RECLINE / BATTERY BACKUP / HEAT / MASSAGE</p>  <p>ER-1 Electric Recline (Wallsaver Model)</p>  <p>ER-2/ER-3 Electric Recline (Layflat Model)</p>  <p>HM Heat & Massage (All Recliner Models)</p>  <p>H Heat (All Recliner Models)</p>	<p>ER-1</p> <p>ER-2</p> <p>ER-3</p> <p>BB</p> <p>HM</p> <p>H</p>	<p>Overall: N/A</p> <hr/> <p>\$1048 Electric Recline <i>Replaces Manual Mechanism On Any Wallsaver Model - Surface Mounts On Inside Arm (Specify Left Or Right Facing)</i> *NOTE: ELECTRIC OPTION NOT AVAILABLE ON INFUSION RECLINERS IN COMBINATION WITH CASTERS.</p> <p>\$1084 Electric Recline <i>Replaces Manual Mechanism On Any Layflat Model - Surface Mounts On Inside Arm (Specify Left Or Right Facing)</i></p> <p>\$1474 Electric Recline <i>Replaces Manual Mechanism On Any Trendelenburg Layflat Model - Surface Mounts On Inside Arm (Specify Left Or Right Facing)</i></p> <p>\$529 Battery Backup <i>Allows Any Wallsaver, Layflat, Or Standup Electric Recliner To Be Cordless - Surface Mounts On Inside Arm (Specify Left Or Right Facing)</i></p> <p>\$1500 Heat & Massage <i>Add Heat & Massage To Any Wallsaver, Layflat, Or Standup Electric Recliner - Surface Mounts On Inside Arm (Specify Left Or Right Facing)</i></p> <p>\$1339 Heat <i>Add Heat Only To Any Wallsaver, Layflat, Or Standup Electric Recliner - Surface Mounts On Inside Arm (Specify Left Or Right Facing)</i></p> <p>Available: <i>Facelift Evolve Recliners</i></p>

FOLD DOWN ARM / PUSH BAR / I.V. POLE / SIDE TRAY	OPTION #:	SPECIFICATIONS LIST PRICES AVAILABILITY:
<p>FOLD DOWN ARM</p> 	<p>FDA-1</p> <p>Overall: 24"w 2.5"d 10"h</p> <hr/> <p>\$391 Per Arm <i>Piano Hinged Fold Down Arm.</i></p> <p>Available: <i>Facelift 3 Evolve Wallsaver Recliner (1855 - Right Facing Only) & Layflat Medical Recliner (1857 - Right Facing Only)</i> Note: <i>If Two Fold Down Arms (Left & Right) Are Requested On A Recliner, The Electric Wand Must Be Specified.</i></p>	
<p>PUSH BAR</p> 	<p>PB</p> <p>Overall: 18.5"w 3.5"d 1"h</p> <hr/> <p>\$240 <i>(Black Finish)</i></p> <p>Available: <i>Facelift Evolve Medical Recliners</i></p>	
<p>I.V. POLE</p> 	<p>IV</p> <p>Overall: 10"w 2.5"d 39.5" / 69.75"h</p> <hr/> <p>\$471 <i>Height Adjustable I.V. Pole (Chrome & Black Finish / Specify Left Or Right Facing Location)</i></p> <p>Available: <i>Facelift Evolve Medical Recliners</i></p>	
<p>SIDE TRAY</p> 	<p>Overall: 12.75"w 10"d 4"h (Small Side Tray) / 17"w 10"d 4"h (Large Side Tray)</p> <hr/> <p>ST-1 \$245 <i>Drop-Down Side Tray (Small Side Tray)</i></p> <p>ST-2 \$335 <i>Drop-Down Side Tray (Large Side Tray)</i></p> <p>Available: <i>Facelift Evolve Medical Recliners</i></p>	

BAG HOLDER / BUCKLE FOOTREST / OXYGEN TANK HOLDER / RING BASE	OPTION #:	SPECIFICATIONS LIST PRICES AVAILABILITY:
<p>BAG HOLDER / PERSONAL RESTRAINT BUCKLE</p> 	<p>Overall: 2.19"w .38"d 2.56"h</p> <hr/> <p>BH \$65 <i>Bag Holder (Brushed Finish / Specify Left Or Right Facing Location)</i></p> <p>RB \$117 (Set Of 2) <i>Personal Restraint Buckle (Brushed Finish)</i></p> <p>Available: <i>Facelift Evolve Medical Recliners</i> <i>Note: If A Medical Recliner With A Manual Mechanism Is Selected, The Standard Side Tray Location Will Be Front Right Facing</i></p>	
<p>FOOTREST</p> 	<p>Overall: 16"w 8"d .1875"h</p> <hr/> <p>FR \$360 <i>(Black Finish)</i></p> <p>Available: <i>Facelift Evolve Medical Recliners</i></p>	
<p>OXYGEN TANK HOLDER</p> 	<p>Overall: 4.75" Diameter 9.75"h</p> <hr/> <p>OH \$238 <i>Black Metal Oxygen Tank Holder Holds a 4.375" Diameter Oxygen Tank (Not Included) (Specify Left Or Right Facing Location)</i></p> <p>Available: <i>Facelift Evolve Medical Recliners</i></p>	
<p>LOUNGE GLIDER WOOD RING BASE</p> 	<p>Overall: 22"dia. 3"h</p> <hr/> <p>WR \$224 <i>Wood Ring Base replaces circular metal base (1854-G) or swivel glider w/ circular metal base (1854-SG).</i></p> <p><i>Specify Exposed Wood Finish. (See Page 6)</i></p> <p>Available: <i>Facelift Evolve Lounge Glider</i></p>	

COVERS / SPRINGS	OPTION #:	SPECIFICATIONS LIST PRICES AVAILABILITY:
<p>CONTRASTING COVERS</p> 	<p>Overall: N/A</p> <hr/> <p>CC \$129 <i>NOTE: If Two Or More Upholsteries Or Leathers Are Used On Any Piece Of Furniture, Then A Contrast Charge Will Apply Per Order. When Using Trinity Upholstery, The Higher Priced Upholstery Grade Will Be Used In Pricing, Unless It's Trinity Leather With Fabric Contrast Welt, Or COM With Trinity Contrast Welt, Then Contact Customer Service For Pricing.</i></p> <p>Available: <i>Facelift Evolve Healthcare Motion</i></p>	